



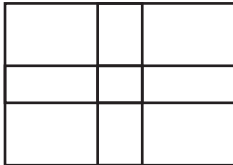
Mask

Stitching Masks for the ALPA groundglass | Stitchingmasken für die ALPA-Mattscheibe

ALPA[®]
OF SWITZERLAND

Stitching with the ALPA

Assumption: Maximal Shift 18 mm in all directions. Panorama and standard with shift left/right. Of course also possible with shift up/down (rise/fall): with MAX and XY via stitching adapter or turning STC by 90°.

			
Format	Panorama: STC, MAX, XY (landscape stitch, left/right)	Standard: STC, MAX, XY (portrait stitch, left/right)	Multiple: MAX, XY (4x stitch, left/right & up/down)
37 x 37 9 Micron 16 MP	3: left/middle/right 37 x 73 mm 82 mm IC 33 MP	see left	9: left/middle/right (up/down) 73 x 73 mm 103 mm IC 66 MP
33 x 44 6.8 Micron 31 MP	2: left/right 33 x 80 mm 106 mm IC 57 MP	3: left/middle/right 44 x 69 mm 82 mm IC 66 MP	6: left/right (up/down) 69 x 80 mm 106 mm IC 120 MP
33 x 44 6 Micron 40 MP	2: left/right 33 x 80 mm 106 mm IC 73 MP	3: left/middle/right 44 x 69 mm 82 mm IC 84 MP	6: left/right (up/down) 69 x 80 mm 106 mm IC 153 MP
36 x 48 9 Micron 22 MP	2: left/right 36 x 84 mm 91 mm IC 37 MP	3: left/middle/right 48 x 72 mm 87 mm IC 43 MP	6: left/right (up/down) 72 x 84 mm 111 mm IC 75 MP
37 x 49 6.8 Micron 39 MP	2: left/right 37 x 85 mm 93 mm IC 68 MP	3: left/middle/right 49 x 73 mm 87 mm IC 77 MP	6: left/middle/right (up/down) 73 x 85 mm 87 mm IC 134 MP
37 x 49 6 Micron 50 MP	2: left/right 37 x 85 mm 93 mm IC 87 MP	3: left/middle/right 49 x 73 mm 87 mm IC 99 MP	6: left/middle/right (up/down) 73 x 85 mm 87 mm IC 172 MP
36 x 56 6 Micron 56 MP	2: left/right 36 x 92 mm 99 mm IC 92 MP	3: left/middle/right 56 x 72 mm 91 mm IC 112 MP	6: left/middle/right (up/down) 72 x 92 mm 117 mm IC 184 MP
40 x 54 6 Micron 60 MP	2: left/right 40 x 90 mm 99 mm IC 100 MP	2: left/right 54 x 75 mm 93 mm IC 114 MP	4: left/right (up/down) 76 x 90 mm 118 mm IC 190 MP
40 x 54 5.2 Micron 80 MP	2: left/right 40 x 90 mm 99 mm IC 133 MP	2: left/right 54 x 75 mm 93 mm IC 150 MP	4: left/right (up/down) 76 x 90 mm 118 mm IC 253 MP

ALPA Groundglass Mask for Stitching

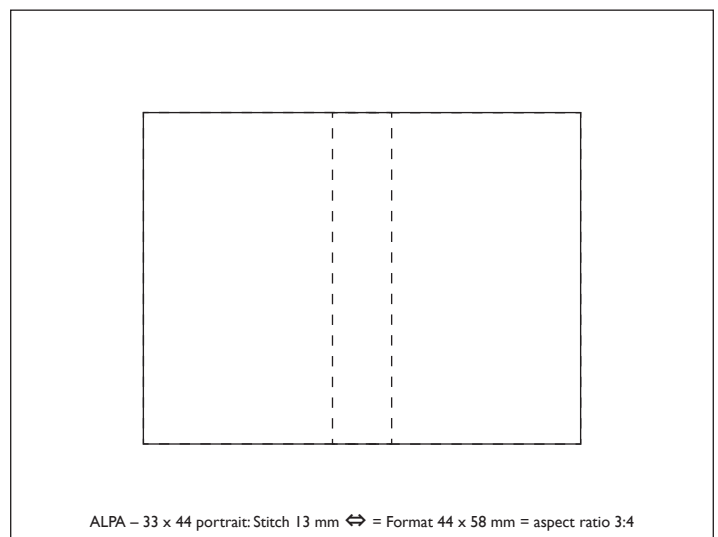
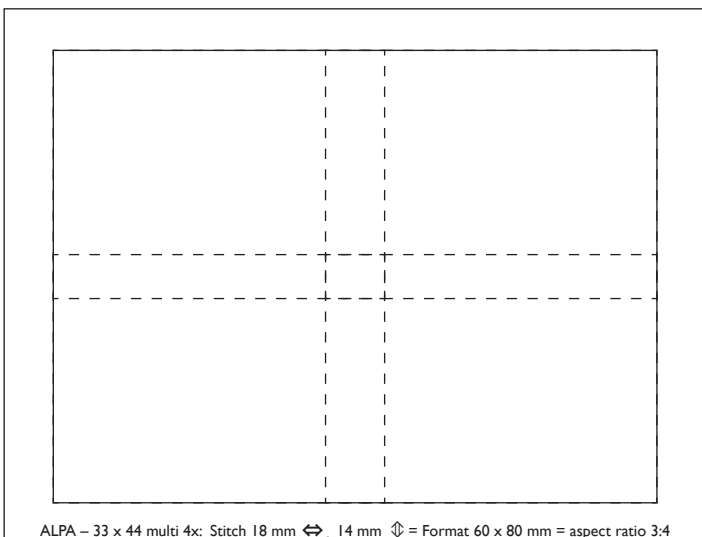
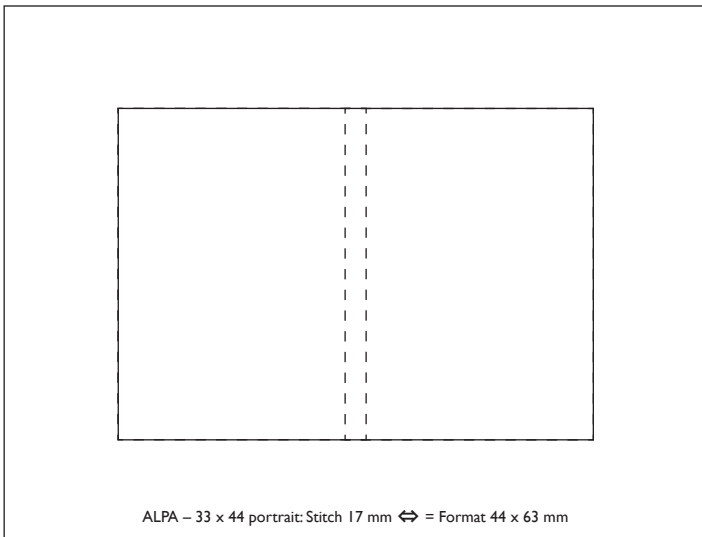
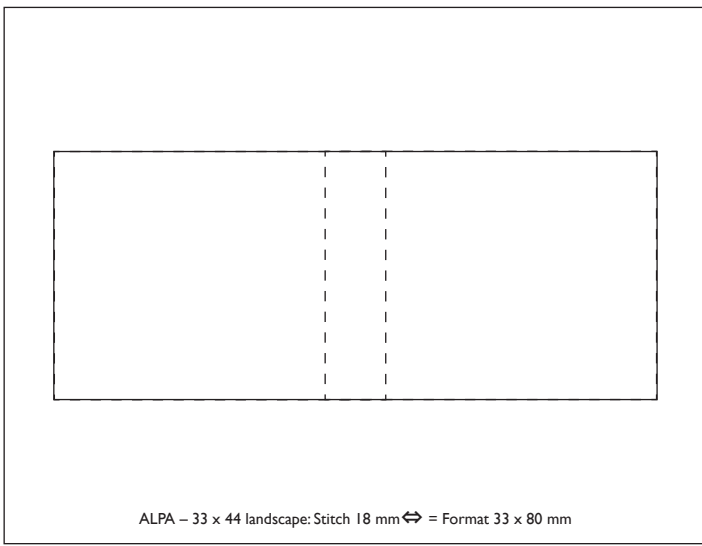
Print in 100 % on overhead projector transparency and cut along the outer frame. Use on top of the groundglass. If a Fresnel screen is used do **not** put it between groundglass and screen.

The mask shows the virtual sensor (shifted) with the maximum shift of the ALPA 12 MAX and/or a minimal overlap of one mm sensor size. The theoretical overlap is indicated with dashed lines.

The mask for the 4x stitch shows a little bit less than the effective stitched area as the mask height is limited to 71 mm.

Version 33x44 (for sensors with dimensions of 33x44 mm)

ALPA of Switzerland, July 2009



ALPA Groundglass Mask for Stitching

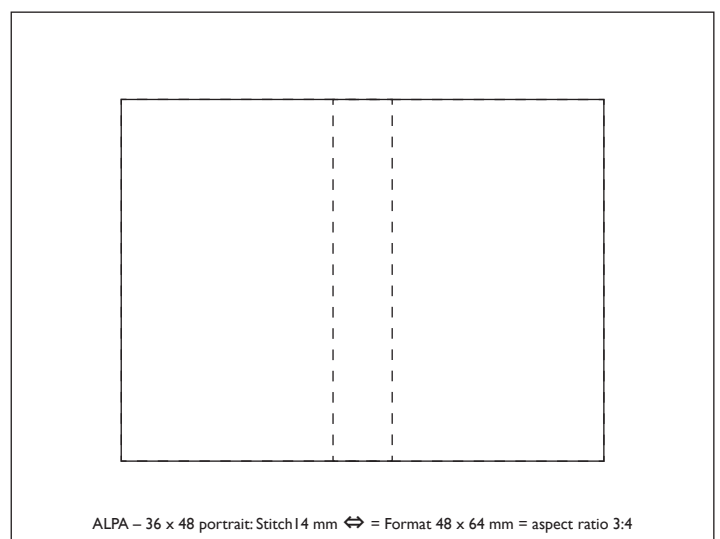
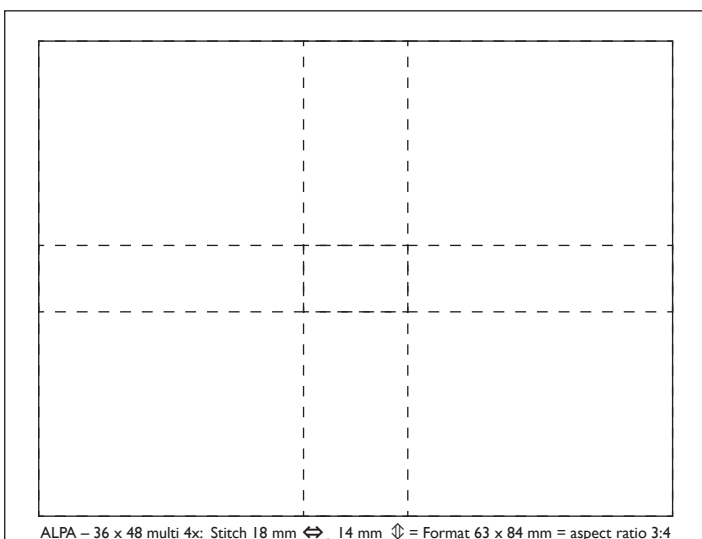
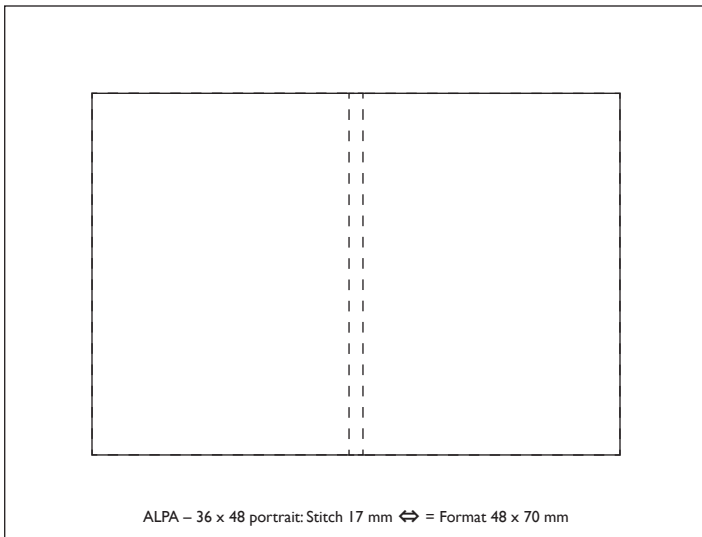
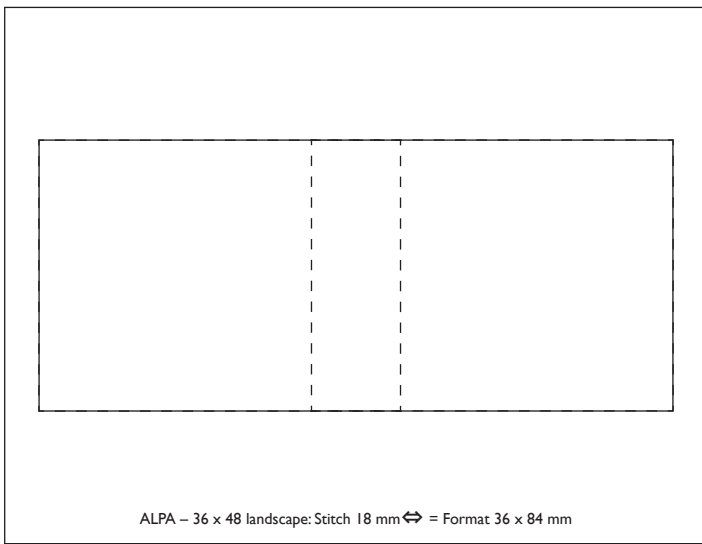
Print in 100 % on overhead projector transparency and cut along the outer frame. Use on top of the groundglass. If a Fresnel screen is used do **not** put it between groundglass and screen.

The mask shows the virtual sensor (shifted) with the maximum shift of the ALPA 12 MAX and/or a minimal overlap of one mm sensor size. The theoretical overlap is indicated with dashed lines.

The mask for the 4x stitch shows a little bit less than the effective stitched area as the mask height is limited to 71 mm.

Version 36x48 (for sensors with dimensions of 36x48 mm)

ALPA of Switzerland, July 2009



ALPA Groundglass Mask for Stitching

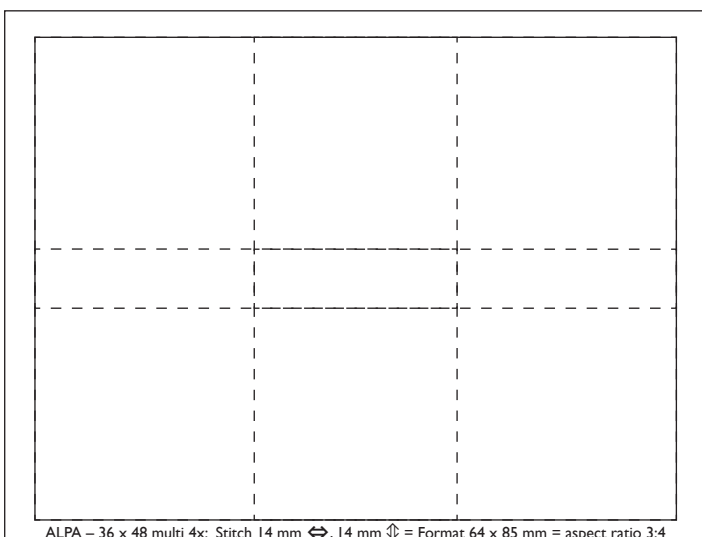
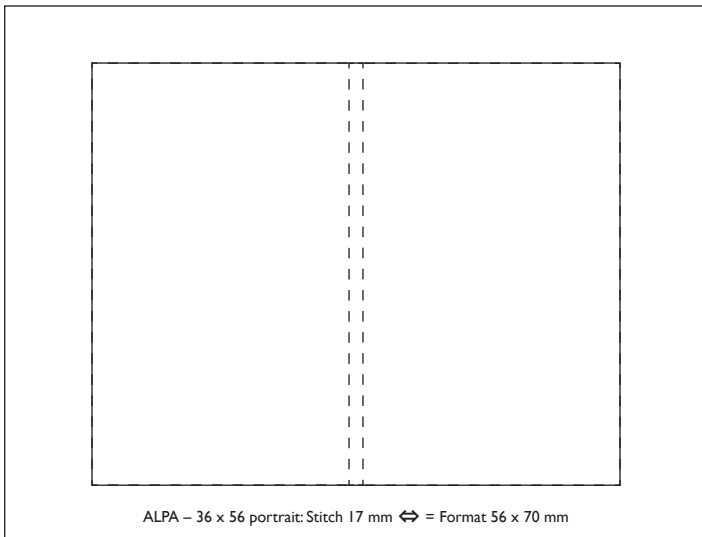
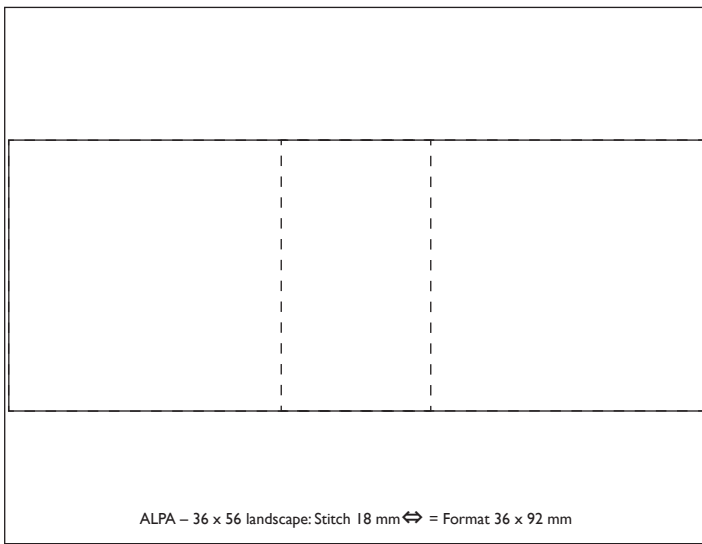
Print in 100 % on overhead projector transparency and cut along the outer frame. Use on top of the groundglass. If a Fresnel screen is used do **not** put it between groundglass and screen.

The mask shows the virtual sensor (shifted) with the maximum shift of the ALPA 12 MAX and/or a minimal overlap of one mm sensor size. The theoretical overlap is indicated with dashed lines.

The mask for the 4x stitch shows a little bit less than the effective stitched area as the mask height is limited to 71 mm.

Version 36x56 (for sensors with dimensions of 36x56 mm)

ALPA of Switzerland, July 2009



ALPA Groundglass Mask for Stitching

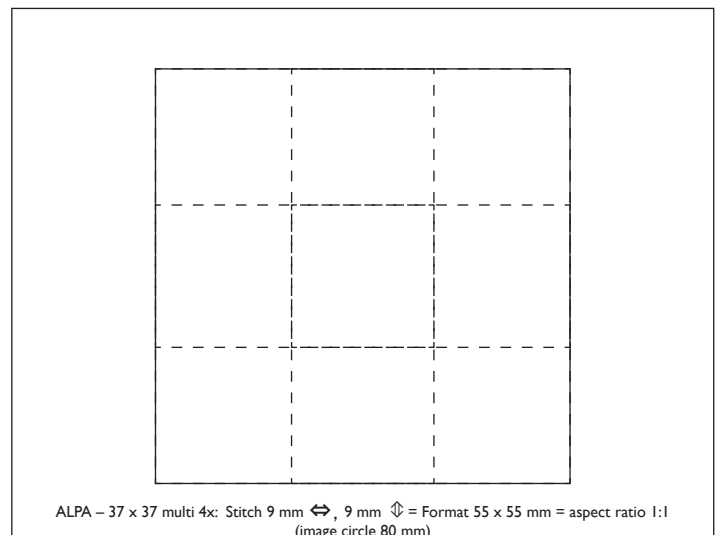
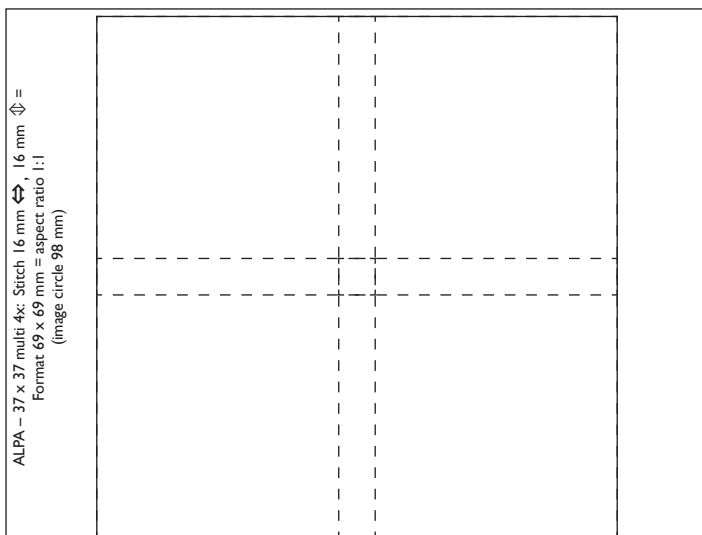
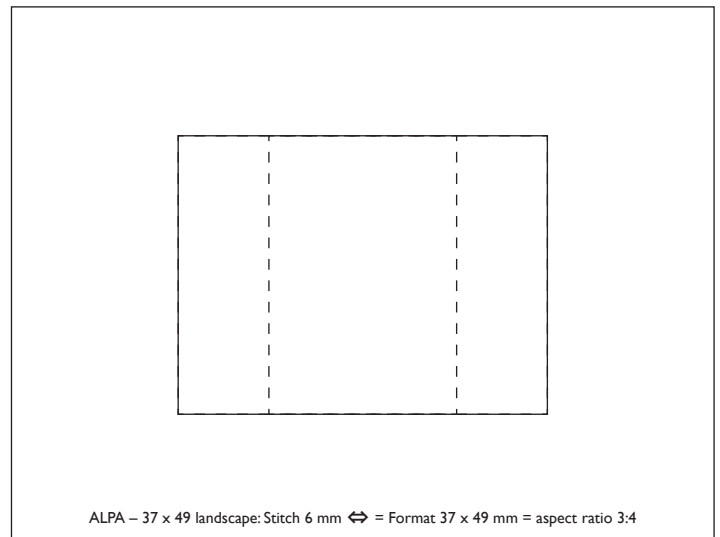

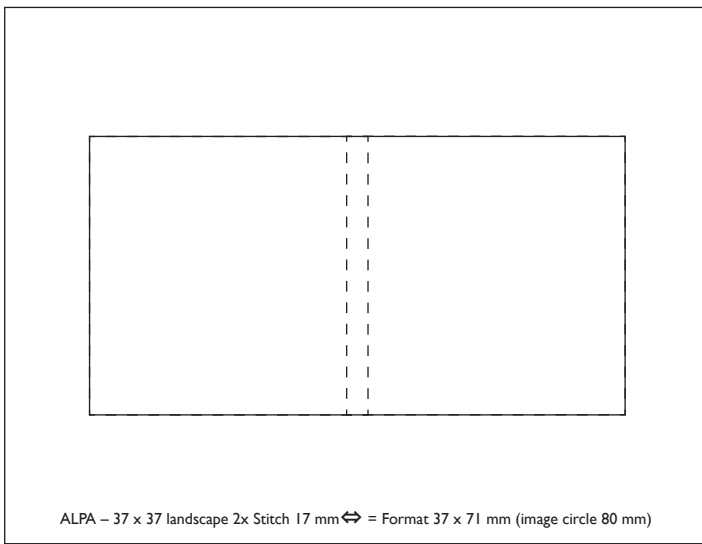
Print in 100 % on overhead projector transparency and cut along the outer frame. Use on top of the groundglass. If a Fresnel screen is used do **not** put it between groundglass and screen.

The mask shows the virtual sensor (shifted) with the maximum shift of the ALPA 12 MAX and/or a minimal overlap of one mm sensor size. The theoretical overlap is indicated with dashed lines.

The mask for the 4x stitch shows a little bit less than the effective stitched area as the mask height is limited to 71 mm.

Version 37x37 (for sensors with dimensions of 37x37 mm)

ALPA of Switzerland, August 2010



ALPA Groundglass Mask for Stitching

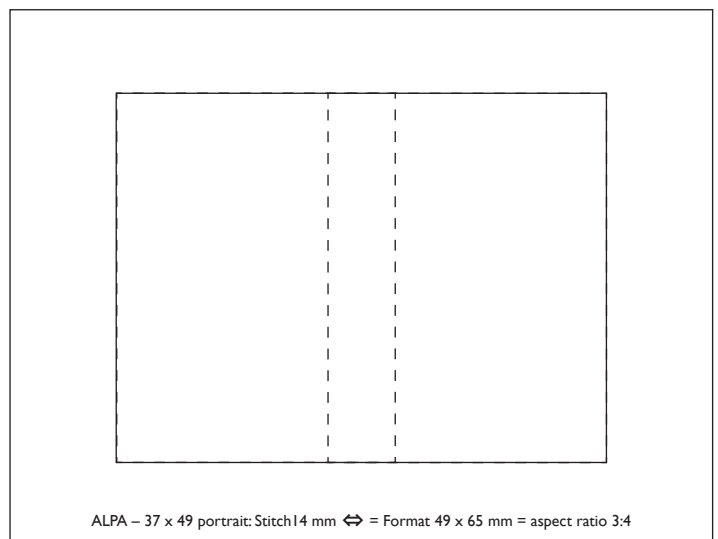
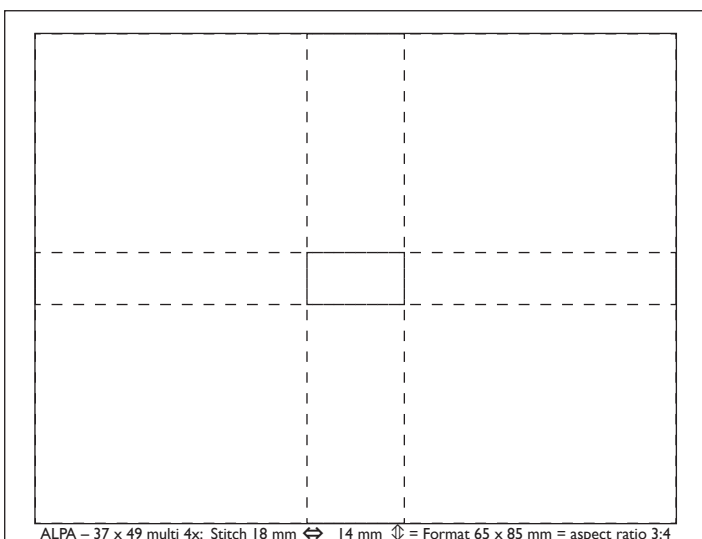
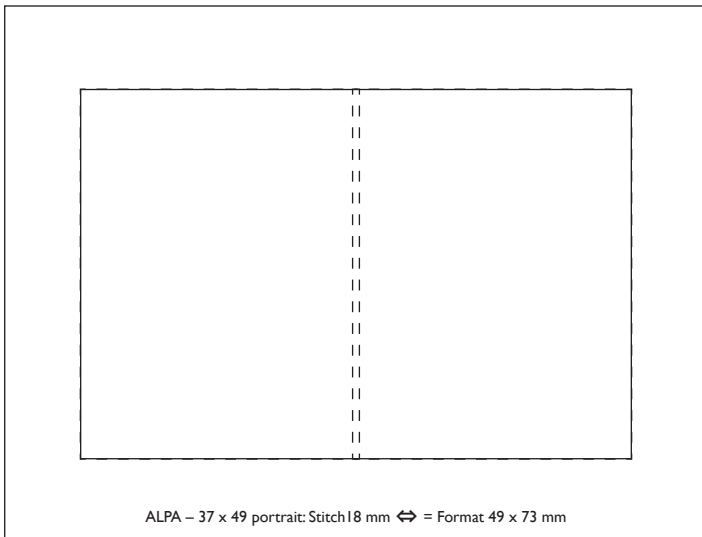
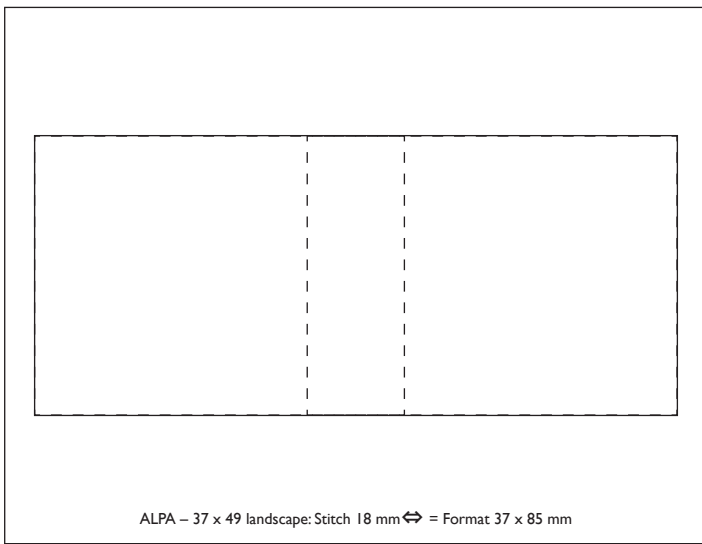
Print in 100 % on overhead projector transparency and cut along the outer frame. Use on top of the groundglass. If a Fresnel screen is used do **not** put it between groundglass and screen.

The mask shows the virtual sensor (shifted) with the maximum shift of the ALPA 12 MAX and/or a minimal overlap of one mm sensor size. The theoretical overlap is indicated with dashed lines.

The mask for the 4x stitch shows a little bit less than the effective stitched area as the mask height is limited to 71 mm.

Version 37x49 (for sensors with dimensions of 37x49 mm)

ALPA of Switzerland, March/July 2009



ALPA Groundglass Mask for Stitching

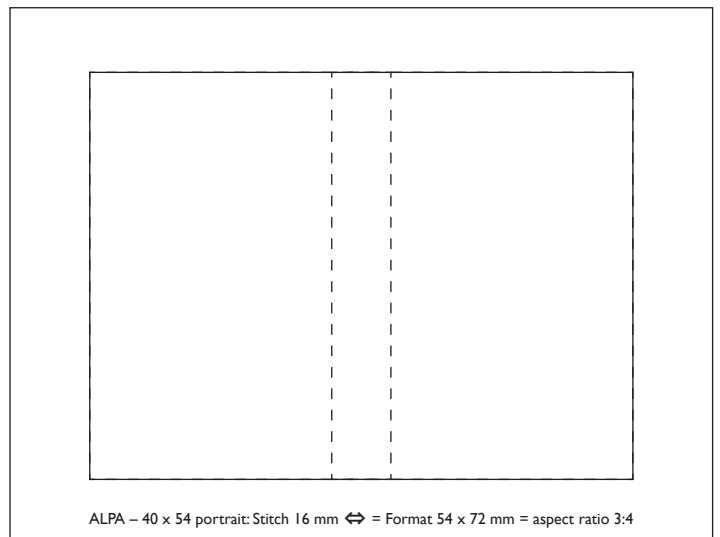
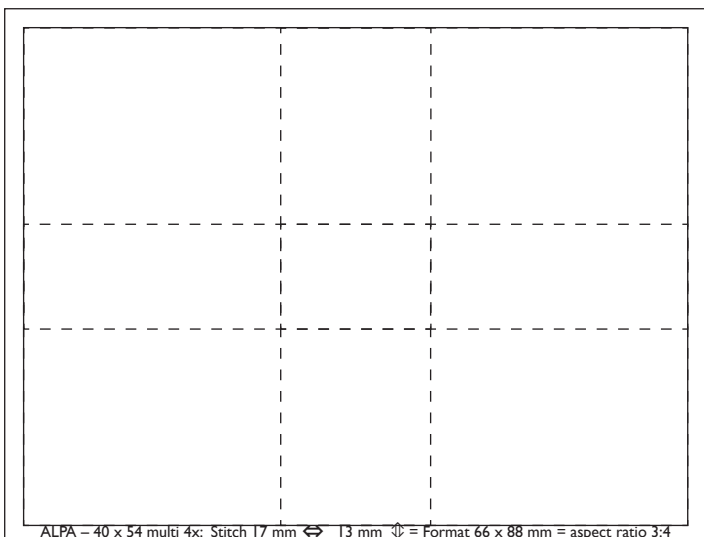
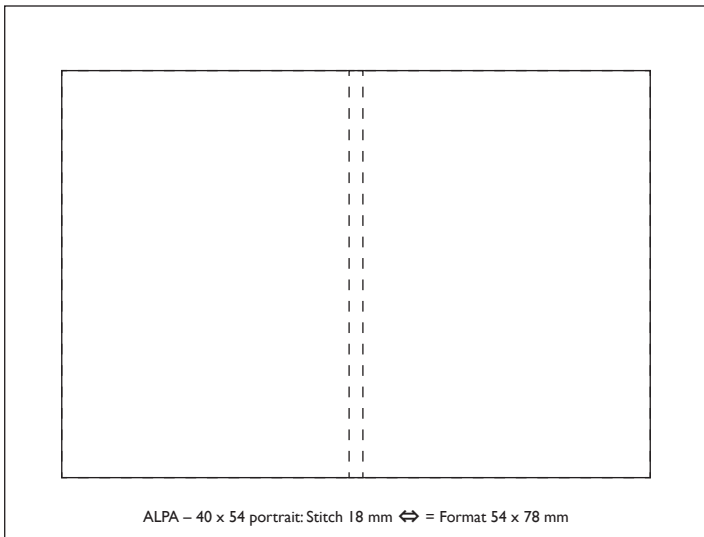
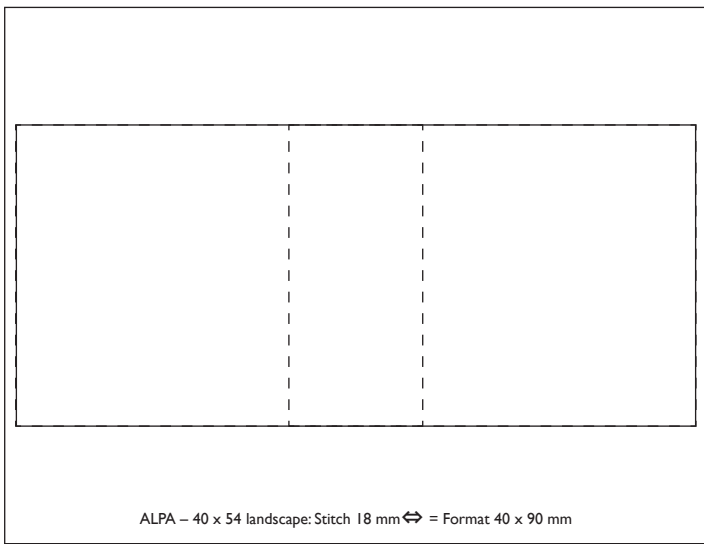
Print in 100 % on overhead projector transparency and cut along the outer frame. Use on top of the groundglass. If a Fresnel screen is used do **not** put it between groundglass and screen.

The mask shows the virtual sensor (shifted) with the maximum shift of the ALPA 12 MAX and/or a minimal overlap of one mm sensor size. The theoretical overlap is indicated with dashed lines.

The mask for the 4x stitch shows a little bit less than the effective stitched area as the mask height is limited to 71 mm.

Version 40x54 (for sensors with dimensions of 40x54 mm)

ALPA of Switzerland, July 2009



ALPA Capaul & Weber Ltd.
Neptunstrasse 96
POB 1858
8032 Zürich
Switzerland

Phone +41 (0)44 383 92 22
Fax +41 (0)44 382 01 80

alpa@alpa.ch

www.alpa.ch
online since 1996